




Air Mobility
Together we go beyond











**ARE YOU
WELL PREPARED FOR
THE TRAVEL?**

EATC Passenger Information



Dear Passenger, **be prepared..**

- **Plan how you are getting to the airport;** 
- **Check your travelling documents;** 
- **Know where to go;** 
- **Check in and go through security;** 
- **Go to your gate;** 
- **Board your flight and find your seat;** 
- **Listen to the safety demonstration;** 
- **Enjoy the flight.** 



Governmental laws and military regulations applicable to air transportation of passengers and baggage, in which security and safety are important elements, contributes to flight safety.

Air terminal representatives need to clarify by these regulations whether passenger and their baggage are acceptable for carriage. We ask kindly for your cooperation. Enjoy your flight!

Travel Tips & CHECKLIST:

Before Packing

- For safety and security reasons it is highly recommended to bring liquids, aerosols and gels in containers of max. 100ml and total maximum of 1 liter in a clear plastic zip top bag (all liquids must fit in bag) 1 bag in hand luggage per passenger.
- Review the prohibited items list for both carry-on and checked baggage of your operator

When Packing

- Pack items in layers (shoes one layer, clothes one layer, electronics one layer, etc.)
- Pack large electronics on top layer of carry-on for screening accessibility.
- It is recommended to place your bag with liquids, aerosols and gels in the front pocket of your carry-on for accessibility.

Before Leaving for the Airport

- Give yourself enough time to arrive at the airport early.

Before Check-in point

- Have your ID and necessary travel documents out for inspection.

Before entering Security screening

- Remove the liquids bag and place it in the bin.
- Ensure pockets are empty (keys, tissues, currency, wallets, cell phones, etc.) and remove bulky jewelry (valuable items can be placed in carry-on).
- Remove personal electronic devices larger than a cell phone from your carry-on bag and place them into a bin with nothing placed on or under them for X-ray screening. (E.g. laptops, tablets, e-readers and handheld game consoles.)
- Remember to check the bins and collect all belongings after going through screening.

As a passenger, you must be available for the security check 2 hours before the flight, unless otherwise instructed. Be aware of what you can and cannot take on board for your safety and the safety your fellow passengers.

Although EATC strives to set generic rules for air transport allowances on check-in baggage and hand luggage, depending on aircraft type and/or mission, restrictive rules and/or operator variations may apply. All regulations for luggage must be respected.



Check-In Luggage (Hold baggage)

Bags, suitcases, backpacks, duffel bags, etc. packed with possessions of (military) passengers that are required at the place of destination. The passenger has no access to this luggage during flight. The maximum weight of the check-in luggage is 20 kg.



Hand luggage (Cabin- /Carry-on baggage)

Carried by the passengers and stowed in the cabin. Dimensions (including wheels, pockets & handles) and weight restrictions apply depending on aircraft type and operator. Check this in advance!



Safety/Security check

All passengers and baggage are subject to strict acceptance checks. For security reasons, all (dangerous) goods that are not allowed under IATA DGR or any other applicable regulation will be seized.



<https://eatc-mil.com/en/info-hub/eatc-documentations/eatc-passenger-information>

PROHIBITED ITEMS TO CARRY ON BOARD OF AN AIRCRAFT:



Knives



Sharp Objects



Explosives
incl. Fireworks



Guns



Baseball Bats



Tasers



Screwdrivers
& Spanners



Pepper Sprays



Alcohol

LIQUID, AEROSOLS & GELS:



Laptop


If aircraft safety restrictions allow a laptop case holding a laptop and its accessories is acceptable as 2nd piece of hand luggage. The maximum weight for a 2nd piece of hand luggage is 3 kg.

Check this in advance!



Spare/Loose batteries

Batteries, including Lithium batteries, must be carried in hand luggage only. These batteries must be individually protected to prevent short circuits.



Camping stove/Fuel containers

Are only allowed empty and cleaned in In-Check luggage and otherwise only with operator's permission.



E-cigarettes

(Incl. e-cigs, e-pipes, other personal vaporizers) containing batteries, must be individually protected to prevent accidental activation. Only allowed in hand luggage or on person.



Safety matches or a cigarette lighter

Only one small packet or one small lighter permitted, intended for use by an individual when carried on the person.